


**ARRI**<sup>®</sup>  
ARRILITE



# ARRILITE PORTABLE LIGHTING

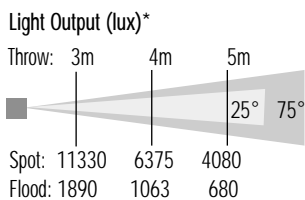
ARRILITES are ideal for general purpose, fast turnaround, location or studio use. Thermoplastic housings and aluminium inner shells provide superior hot-handling capabilities and computer-designed reflectors give exceptionally even fields of illumination. Matt-finish barndoors have spring clips for easy use of colour-correction filter or diffusion materials, and accessory holders are fully rotatable. The ARRILITE range is complemented by the ARRI Mini-Flood and the Mini-Cyc, with its asymmetrical beam. Their extendable doors provide full beam width control, and spring clips serve as filter and diffuser supports.



## ARRILITE 2000W


220/240V Lamphead complete with safety mesh, accessory holder & barn doors. L1.76500.E  
As above with 240V lamp L0.76500.Z  
110V Lamphead complete with safety mesh, accessory holder & barn doors. L1.76500.F

Size (mm): 285H x 315W x 240L  
Weight (kg): 5.4 without Barndoor



- 4-leaf Barndoor L2.76522.0
- Safety Glass L2.76570.0
- Scrim Set L9.76950.M
- Safety Mesh L4.76521.0
- Dichroic Filter L2.76571.0
- Heavy Duty Baby Stand LA.4010.B
- Large Kit Stand LS.3

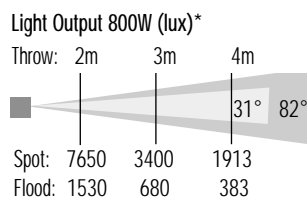
The ARRILITE 2000 is also available in handy single or double kit combinations.



## ARRILITE 800W


220/240V Lamphead complete with safety mesh, accessory holder & barn doors. L1.76700.E  
As above with 240V lamp. L0.76700.Z  
As above for 120V 650W lamp. L1.76700.G

Size (mm): 240H x 215W x 200L  
Weight (kg): 1.87 without Barndoor



- 4-leaf Barndoor L2.76973.0
- Safety Glass L2.76967.0
- Scrim Set L9.76960.M
- Safety Mesh L4.76972.0
- Dichroic Filter L2.76966.0
- Medium Kit stand LS.2

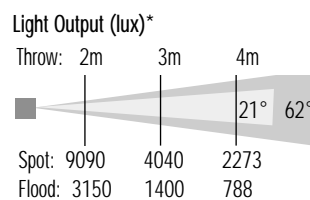
The ARRILITE 800 family is also available in handy 3 or 4 head kit combinations.



## ARRILITE 600W

120/240V Lamphead complete with safety mesh & barn doors. L0.77250.B  
As above with 240V lamp L0.77250.Z

Size (mm): 195H x 185W x 156L  
Weight (kg): 0.89 without Barndoor



- 4-leaf Barndoor L2.77261.0
- Safety Glass L2.77258.0
- Scrim Set L9.79160.M
- Safety Mesh L2.77269.0
- Dichroic Filter L2.77310.0
- Handgrip L9.HAND GRIP
- Small Kit Stand LS.1

The ARRILITE 600 is also available as a 3 Head Kit



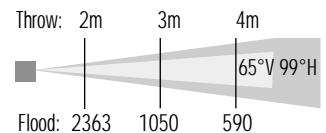
## Mini-Cyc 1000W L1.82100.B

### Mini-Flood 1000W L1.82000.B

Including safety mesh and 2-leaf Barndoor

Size (mm): 190H x 275W x 95D  
Weight (kg): 2.3

#### Light Output (lux)\* for Mini-Flood



Safety Mesh L4.83229.E Small Kit Stand LS.1

## Kit Cases & Transport Bags

#### Hard Kit cases for heads and stands:

For ARRILITE 600 series:  
3x Head Hard Case: L2.77266.P

For ARRILITE 600/800/1000 series:  
New 3x Head Panel Case: L9.3HEAD CASE  
3x Head Hard Case: L2.76970.Q  
4x Head Hard Case: L2.76970.P

#### Hard Kit cases for heads only:

For ARRILITE 2000 series:  
1x Head Hard Case: L2.76956.Q  
2x Head Hard Case: L2.76956.P

#### Soft Bags for ARRILITE 600/800/1000 series:

3x Head Soft Bag: L9.3HEAD BAG  
2x Head Soft Bag: L9.BAG

Soft Bag for kit stands or filter rolls: L9.STAND BAG

All Soft Bags are supplied in black textile with blue ARRI Logo, adjustable shoulder strap and heavy duty zippers.

\*1000 lux gives correct exposure for 200ASA film with aperture f4 at 24fps  
In order to maintain the highest possible standards, ARRI (GB) Ltd reserves the right to alter specifications without notice